



Reliable

Approved materials in compliance with FDA and EC 1935/2004

Cost effective

Maintenance-free operation

User friendly

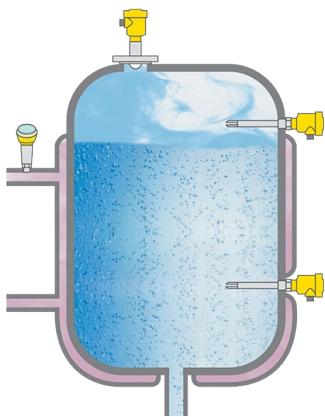
Simple installation

Preparation tank for solvents

Level measurement in the preparation tank for solvents

The various solvents and intermediate carrier materials have to be first prepared before they proceed onto further production steps. This is usually carried out in bioreactors and fermentation tanks. These vessels are enclosed with a steam heating jacket to regulate the temperature inside the mixing process. The level measuring system is needed to control filling and discharge as well as monitor during the process. Level detection prevents the tank from overflowing or running empty.

[More details](#)



VEGAPULS 6X

Non-contact level measurement in the preparation tank for solvents

- Strong focusing allows reliable measurement at close range and at the bottom of the tank as well as in media with low dielectric constant
- The front-flush, encapsulated antenna is easy to clean and resistant to the extreme conditions of the SIP and CIP processes.
- Measurement not affected by condensation and internal fixtures

[Show Product](#)



VEGASWING 63

Vibrating level switch as overflow and dry run protection

- Reliable detection of the limit level, independent of medium
- Reliable function under all process conditions
- Simple setup without adjustment
- Hygienic design ensures easy and reliable CIP and SIP cleaning

[Show Product](#)






VEGABAR 38

Pressure monitoring with IO-Link connection in the supply line of the heating medium

- Reliable measurement thanks to fast response time
- Robust ceramic CERTEC® measuring cell guarantees a long service life
- Simple operation thanks to VDMA menu structure and integrated display

[Show Product](#)

PRO	PRO	BASIC
VEGAPULS 6X Show Product	VEGASWING 63 Show Product	VEGABAR 38 Show Product
		
Measuring range - Distance 120 m	Process temperature -50 ... 250 °C	Measuring range - Pressure -1 ... 60 bar
Process temperature -196 ... 450 °C	Process pressure -1 ... 64 bar	Process temperature -40 ... 130 °C
Process pressure -1 ... 160 bar	Version Standard Hygienic applications with gas-tight leadthrough with tube extension with temperature adapter	Accuracy 0.3 %
Accuracy ± 1 mm	Materials, wetted parts PFA 316L Alloy C22 (2.4602) Alloy 400 (2.4360) ECTFE Enamel	Materials, wetted parts PVDF 316L Duplex (1.4462) Ceramic
Frequency 6 GHz 26 GHz 80 GHz	Threaded connection ≥ G¾, ≥ ¾ NPT	Threaded connection ≥ G½, ≥ ½ NPT
Beam angle ≥ 3°	Flange connection ≥ DN25, ≥ 1"	Hygienic fittings Clamp ≥ 2", DN50 - DIN32676, ISO2852 Clamp ≥ 1" - DIN32676, ISO2852 Clamp ≥ 1½" - DIN32676, ISO2852 Slotted nut ≥ 1½", ≥ DN40 - DIN 11851 Slotted nut ≥ DN25 - DIN 11851 SMS DN38 Hygienic fittings ≥ DN25 - DIN11864-1-A Hygienic fittings ≥ DN40 - DIN11864-1-A Varivent N50-40 SMS DN25 Ingold connection PN10 Varivent F25
Materials, wetted parts PTFE PVDF 316L PP PEEK	Hygienic fittings Clamp ≥ 1" - DIN32676, ISO2852 Slotted nut ≥ 1½", ≥ DN40 - DIN 11851 Varivent ≥ DN25 hygienic fitting F40 with compression nut SMS 1145 DN51 SMS DN38 Hygienic fittings ≥ DN25 - DIN11864-1-A Hygienic flange connection DIN11864-2-A; DN60(ISO)ø60,3 SMS socket piece DN38 PN6	Seal material EPDM FKM FFKM
Threaded connection ≥ G¾, ≥ ¾ NPT	Seal material no media contact	Housing material Plastic
Flange connection ≥ DN20, ≥ ¾"	Housing material Plastic Aluminium Stainless steel (precision casting) Stainless steel (electropolished)	Protection rating IP66/IP67 IP65
Hygienic fittings Clamp ≥ 1½" - DIN32676, ISO2852 Slotted nut ≥ 2", DN50 - DIN 11851 Varivent ≥ DN25 hygienic fitting with tension flange DN32 hygienic fitting F40 with compression nut Hygienic screw connections ≥ DN50 tube ø53 - DIN11864-1-A Hygienic flange connection ≥ DN50 DIN11864-2 Hygienic clamp connection ≥ DN50 pipe Ø53 - DIN11864-3-A DRD connection ø 65 mm SMS 1145 DN51	Protection rating IP66/IP67 IP66/IP68 (1 bar) IP65	Output 4 ... 20 mA Three-wire (PNP/NPN, 4 ... 20 mA) IO-Link