

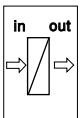
Mounting instruction

Adapter plate for wall mounting

VEGAMET 624/625, VEGASCAN 693, PLICSRADIO® C62



Signal conditioning instruments
and communication

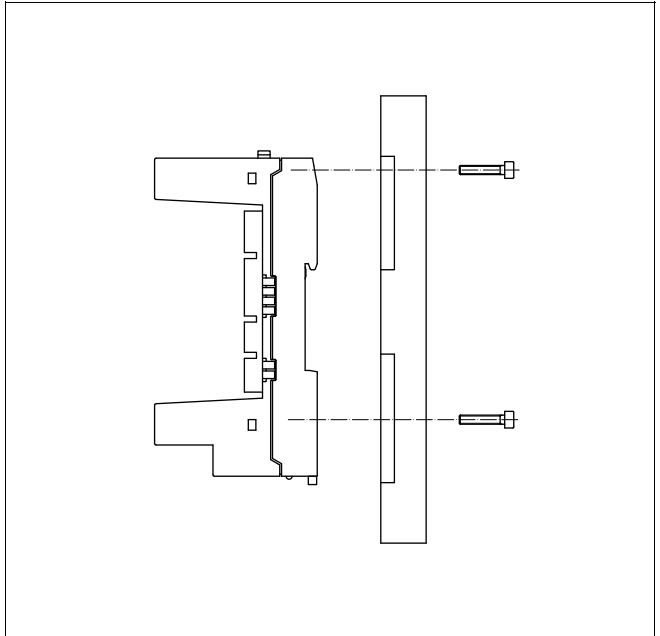


1 Product description

The adapter plate is used for wall mounting of a VEGAMET 624/625, VEGASCAN 693 or PLICSRADIO® C62. It is used when a carrier rail mounting is not possible or allowed, e.g. for all instruments with ship approval.

2 Mounting

- 1 Remove the four screws on the lower side of the plug-in socket
- 2 Place the plug-in socket to the adapter plate and fasten with the four screws.



- 3 Mount the plug-in socket with adapter plate above the four holes to the mounting location

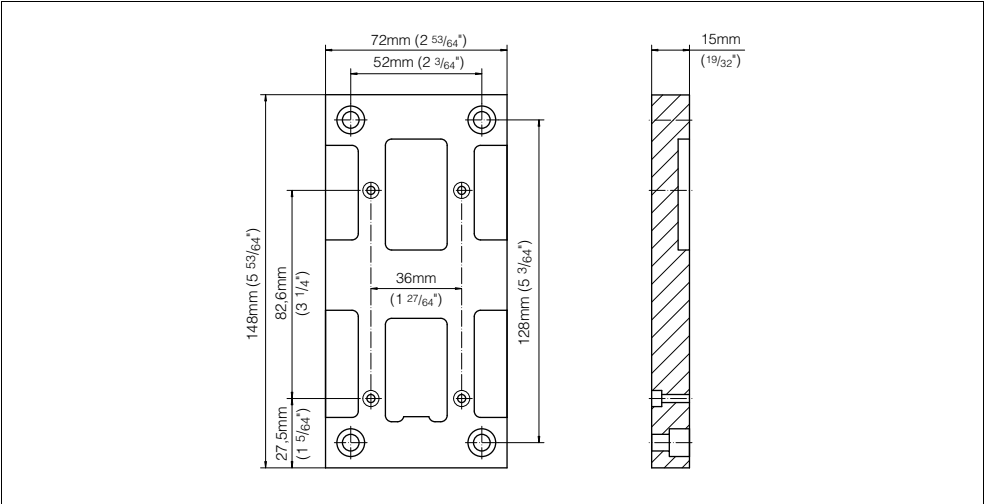
3 Supplement

3.1 Technical data

General data

Material: PPS grey, hardly inflammable

3.2 Dimensions





VEGA Grieshaber KG
Am Hohenstein 113
77761 Schiltach
Germany
Phone +49 7836 50-0
Fax +49 7836 50-201
E-mail: info@de.vega.com
www.vega.com



All statements concerning scope of delivery, application, practical use and operating conditions of the sensors and processing systems correspond to the information available at the time of printing.

© VEGA Grieshaber KG, Schiltach/Germany 2007